



The Springs at Santa Rita, 951 West Via Rio Fuerte, Green Valley, AZ 85614

Website: www.thespringshoa.org

Chat email: thespringschat@gmail.com

May 2023

Editor: Eileen Owen

The Chat is a venue for the Springs HOA Board of Directors to communicate with the residents of the Springs, but more than that, the newsletter hopes to contribute to a sense of community camaraderie.

Board of Directors : Brent Gordy, President; Bruce Grieshaber, VP; Cathy Roberts, Secretary; Sharon Toborg, Treasurer; Jim Owen, Grounds; Mark Koruga, Streets & Infrastructure; Ted Boyett, ARC.

May CALENDAR

Friday – May 5 – Cinco De Mayo Fiesta Party - Anza Room 5-9

This will take the place of our regularly scheduled potluck in May. There will be a Taco Bar, Nacho Bar, and Dessert Bar (taco shells, nacho cheese sauces, and condiments will be provided. Hosted by Kathy Szeto.



Food assignments:

Last name starting with A-F Main Dish (need taco hamburger meat, shredded chicken meat, cheese, refried beans, shredded cheese, Mexican rice dish

Last name starting with G-O Desserts

Last name starting with P-Z Salad (sliced olives, shredded lettuce, diced tomatoes, sliced jalapenos, green onions, guacamole, any other salads

Please RSVP to Kathy at 206-218-9213 or katszeto0121@gmail.com Please indicate what you will bring and how many will be attending.

Tuesday – May 9 – HOA Board Meeting 2:00 pm

Zoom only meeting this month. The meeting will begin at 2:00 pm. Zoom info will be included in the agenda.

BOARD BUSINESS

Highlights From Your April HOA Board Meeting

The meeting was called to order with 22 homeowners present (14 in person) Roll was called and a quorum was established.

Board member reports were presented and can be found in their entirety on the HOA web site, www.thespringshoa.org for your review. A brief synopsis follows.

- President: Notes from the President's March round table: (a) There are an increasing number of homes being sold to real estate companies to be used as rentals. (b) GVC dues to go up slightly in 2024. Attended GVR annual meeting. Notes: (a) The Springs represents 3.2% of all GVR households (b) Demand for homes in GV is rising but not enough are being built. (c) The Springs rec center fitness area will be expanded eventually
- Treasurer:
 - Checking/ Savings Balance 3/31/2023 \$743,660.43
 - Reserve Fund/Savings 3/31/2023 \$621,222.47
 - Operating Fund Savings 3/31/2023 \$105,369.21
 - Operating Fund Checking 3/31/2023 \$17,068.75
- ARC: The Compliance Agent delivered her report to the ARC Chairman on April 9. Noise violations (barking dogs) still a problem – suggestion: add the Pima County Sheriff's office contact information on our website next to our rules about noise abatement with a note about county rules. The Compliance Agent can use the same egress on private property as would USPS, delivery personnel, meter readers, or anyone delivering legal notices without risk of trespassing.
- Grounds: March posted 762 volunteer hours. That's all volunteer hours donated by residents. If you are considering joining the volunteer team contact Jim Owen or email Grounds.thespringshoa@gmail.com

The Board accepted the Financial Report and it will be filed for audit. Treasurer reported that the annual financial audit has been completed; no discrepancies were found and the report has been posted on the HOA website.

The Board approved an additional \$800 in annual compensation for our Compliance Agent.

The Board meetings for May and September be held via Zoom only. The Board will go dark June, July, and August unless there was a need to have a special meeting.

GVC Representative Bob Muldoon reported on the previous monthly GVC meeting and encouraged everyone to attend the next meeting on Thursday, April 13, at 8:30 am at the Desert Hills Rec Center.

Reports presented and posted on the website: President, Vice President, Treasurer, ARC, Grounds, and Infrastructure.

<https://thespringshoa.org/reports/reports.html>

From the Pres

HUSH PUPPIES - Did you ever have a pair of these shoes when you were a kid? I did. Thought I was pretty cool wearing them. The advertisements for them in the old magazines said "Quiets Your Barking Dogs". So clever, I loved it.



In the last CHAT I spoke of challenges we have had with dogs urinating and defecating on home owner's properties. It upsets them and I understand why. Some folks don't even bag up the solid waste, they just leave it there. So, home owners contact me in a very unhappy mood, then I get to write CHAT articles like this. Please be kind and considerate to your neighbors and friends with your dog waste and where they deposit it, same thing when they urinate, try to have them do it in a common area away from resident's homes.

This month the complaint has been about barking dogs. Some dog owners let them bark at any time of the day, outside their homes and the neighbors can't sleep or have peace and quiet. One complaint was that the dog owner didn't even care that their dog was barking loudly at all hours of the day inside and out. If you own one of man's best friends, be a responsible best friend to your neighbors and hush that puppie! They will appreciate it. So will I, less complaints to write CHAT articles about! My best to all, Brent

Missing something??

What appears to be a mailbox key was turned in to the office. It has a purple plastic motorcycle key tag. If it is yours, you can either call or mail the HOA and it will be yours again.

Home Sales

(Since April newsletter)



Address

974 W. Blue Fox Road
788 W. Puma Peak Rd
3931 S. Camino del Golfista
1012 W. Via del Placio
3809 S. Camino Comica
3737 S. Camino del Golfista

Sold To

Jose Gallardo Jr.
Calvin Hardy
Lyle & Dawn Weber
Charles & Wanda Prescott
William Olsen
Sean & Anna Thompson

Home Town

Mt. Juliet, TN
Mauston, WI
McFarland, WI
Cedar Creek, NE
Flagstaff, AZ
Laguna Niguel, CA

Those Awesome Volunteers

A big thank you to Bruce and Becky Grieshaber for hosting the Volunteer Appreciation Party. Food and drinks were plentiful and Dan Ridder did a wonderful job of entertaining everyone with his music. How about that, a volunteer volunteering at an event to honor him and other volunteers. If he were getting paid for either job, would that be called double dipping??

There were around 50 in attendance. Not only did the party honor present volunteers, but also past volunteers. Since The Springs is made up of many, many volunteers, it could have been "standing room" only. We realize some volunteers were not able to attend do to a conflict in scheduling. As residents of The Springs we are grateful to all those who have stepped up to make this a unique community.



Volunteer Appreciation Party by Bruce Grieshaber

We accomplished our renewal of the Volunteer Appreciation Party. 48 volunteers and their "plus 1's" attended and were treated to Dan Ridder's outstanding guitar and vocal renditions! The food offerings went well with an 8' foot sub, 3 pizzas, a fruit bowl and veggie plate. There was an abundant supply of Kilt Lifter, and some good wine (next year we'll have soft drinks in addition to water). We finished the proceedings with a trivia quiz. A few bottles of wine and a number of beers were won by eager participants. All in all, a very good time with great friendship.



In recognizing various groups and individuals, I know I missed a few and for that I apologize. There are 31 different volunteer committees! What a grand statement of the friendliness and commitment of the Springs at Santa Rita community! Thank you to all our invaluable volunteers!

April Happy Hour

Sadly, this was the last Happy Hour of the season. Jo Adams hosted a group of friends who enjoyed the warm weather and a chance to socialize.



April Potluck

About 60 people attended the April potluck. Host, Kathy Szeto recognized birthdays, anniversaries, and first time attendees with candy bars. Food was delicious and plentiful. The speakers were from Master Gardeners of Green Valley. It was a question and answer session with most questions centering around growing tomatoes in this hot desert climate and caring for citrus trees. Next month's potluck will be replaced by a Cinco De Mayo Party on May 5 instead of the regular potluck date.



Music in the Park, A Volunteer concert by Dan Ridder



Photos by Lynn Daniels -Anderson

There were 30 to 40 people attending the concert. Dan played crowd favorites from Johnny Cash to Elvis to The Beatles. There was plenty of shade and it was a fitting send off for the end of the winter season. Thanks, Dan.

Favorite Potluck Recipe

Chocolate Peanut butter Pie

- 1 large graham cracker crust
- ½ c peanut butter (creamy version)
- ¾ c powdered sugar
- 1 large box chocolate pudding (cooked kind, not instant)
- 3 ½ c whole milk
- cool whip (or whip cream, whipped)

Mix peanut butter and powdered sugar until crumbly then sprinkle in crust. Bring pudding mix and milk to a boil, then spread over peanut butter mixture. Refrigerate until completely cool, then frost with cool whip or whip cream and keep chilled until served.

Thanks Carole Descher for the recipe

Why does that house look a different color?

by Rick Fillion



I routinely hear “comments” about house colors, finishes, and sheens here in The Springs.

Exterior walls do not look the same color or have the same sheen as the other walls even though they were painted by the same painter, using the same paint at the same time. I decided to get a better understanding of what can cause the variations. I discovered your walls may look different because of an effect called metamerism.

Metamerism can make the walls look different because of the direction the wall faces. If the wall is north facing the light will be softer because light from the north adds a touch of blue. If the wall has a southern exposure, it will receive the most intense sunlight which adds a touch of orange.

Metamerism also makes walls look different depending on the time of day because paint is affected by light which changes due to the position of the sun. It also results from fading which occurs when the paint is weakened by the sun’s ultraviolet radiation and the exposure to weather. Consequently fading is not uniform from one wall to the next.

Metamerism also results from the exterior finish. The finish is reflective which changes perception of the color. The glossier the finish, the more light will bounce off and distort color appearance. This is referred to light-bounce. Flat, satin and velvet each have their own light-bounce and therefore appear as different colors. Having three different sheen options creates four perceived color combinations.

Metamerism also results from light-bounce variation caused by the shape of the area being painted. The light-bounce of the walls, corners and parapet are all different.

The variety of metamerisms creates a huge number of compliant color combinations. If we all complied with the same interpretation of the CCRs houses would still look different.

Don’t forget that color perception can also vary due to the viewer’s eyes. Ever realize at lunch you are wearing one black sock and one navy blue sock?

Thanks, Rick, for researching the facts that help us understand why our little brown houses don’t all appear to be the same color.

Lookin' for Love in all the right places


Hi there. My name is Pennie and my human mom is Sharon Toborg. After my mom lost her beloved dog Pluto, she was looking for another rescue pet. She wanted a smaller dog than Pluto and her friends at Southwest Oasis Lab Rescue were looking for someone like me to fill the void. Good news, I was just the right fit.

A little about my background--I was surrendered to the Nogales, U.S. animal shelter by my family for killing a chicken on their ranch, (all circumstantial evidence, I believe!) The shelter contacted the Lab Rescue and it was love at first sight between my human mom and me.



Up to that point, life hadn't been so good for me. I had a burn spot on me, a broken tail, and poor kidney function. My puppies had just been taken away from me and I was a runner...always looking for them. The vet said I was about four years old and my poor kidney function was due to dehydration. After a month of having water readily available my kidneys started working again.

My boyfriend is Dax, a Golden Retriever. He is with me in the picture above. Unfortunately, Dax is a snowbird so it is a long distance relationship.



I was afraid of men, especially men with beards. My mom and the trainer spoke and once the men starting giving me hot dogs, I slowly got over my fear of them.

My morning routine consists of a visit to my human friends, Karen Kangas and Gene McGaughey for cookies and love. Little did my mom know that Gene is an excellent dog trainer. He taught me many tricks and now when I meet someone I give them my paw for a shake. (Thanks, Gene, for teaching me that trick, a paw shake is always good for an extra treat.)



Here I am with my human Mom in the picture on the left. I am just where I am supposed to be, receiving love and giving love. Am I the rescuee or rescuer???

Thanks, Sharon Toborg, for contributing the article and pictures

Your dog (or cat) could be the next feature pet. Please send information and pictures to me at eileenowen42@yahoo.com

Bierman's Pics

This Roadrunner pair nested close to our home here in The Springs. I was able to keep a close watch on the progress of the nest. The female started incubating the eggs on March 15th and the four young birds left the nest on April 13th.



Average lifespan in the wild is 7 to 8 years. They are members of the cuckoo family. Roadrunners eat a wide variety of foods, including rodents, reptiles, small mammals, and insects. Due to the harsh environment of the Southwest, roadrunners will eat whatever is available. As desert-dwellers, they get much of the water they need from the prey that they eat. Although capable of flight, roadrunners generally run away from predators. They can run up to speeds of 25 mph.

More Springs history

I have been trying to incorporate a little history about The Springs in the Chat for those of you who are new to our community and for those not so new residents who like reminders of how things happened. Many new visitors to The Springs comment on the beautiful, creative benches that adorn our walking areas so I asked Judy Bierman, who did the benches, if she would write an article about how the benches came about. Thank you, Judy, for doing just that. Having a great photographer husband, pictures were taken of all the benches after they were completed. Thank you Dick Bierman for providing all 46 pictures of the completed benches and, of course, the one of Judy at work with her roadrunner buddy. I asked Judy if there would be more benches, but it seems we have run out of areas to place them and the work is physically challenging. If you see Judy, please let her know how much we appreciate all the work she put into creating these masterpieces. Just another reason why The Springs is a unique community of talented and generous volunteers.

A Tale of How the Springs Benches Came To Be

Once upon a time (not that long ago 2012) in the land of AZ in the valley of Green two recent retirees (Judy and Deb) were looking for a project to adorn their new abodes. After searching the internet for ideas, the two found a picture of a mosaic wall hanging for \$350. The two looked at one another and said, "We could do that and cheaper!" U Tube helped with directions and so they began. Eventually their walls were filled, humm, now what to do?? Mosaic clay pots fit the bill. So, Judy filled her front and backyard with mosaic pots and filled them with pretties. Tiled tables then followed.



The Nature Trail was home to a few scattered benches but alas no benches were found along our fair sidewalks. Seeing a need, our Fairy Godmother purchased some benches and scattered them around. Plain that they were, they were greatly appreciated by all of the walkers. One day, the Fairy Godmother with her magic wand appeared before Judy, who had run out of places to put pots, and asked if she could mosaic a bench. Affirmative was the answer, but unfortunately no one would want to sit on it as it would be too rough.

Judy decided a bench could be done if she had a tile saw. One day at a garage sale, a used "wet" tile saw discovered and was gleefully purchased. Now, having no experience with this new tool, she set out to master this task. Springs residents donated unused floor tiles and some Mexican tile, too which helped a whole bunch. The first decorated bench tops began to appear in 2016. Our Fairy Godmother decided we needed more benches and Mexican tile, so a shopping they went. Benches began to multiply as the HOA and Springs residents began to donate to the project. As skills were learned, designs became more intricate. The







Grounds crew cleared areas along the Nature Trail and the "Muscle Men" set the finished bench tops out. More donations meant more benches that were then scattered on HOA property by our sidewalks. I guess you could say, the rest is history.

This project would not have happened without our Fairy Godmother, Juanita Kauffman, recent retiree Deb Studer, the Grounds Crew, Muscle Men Dick Bierman and Bill Studer, and my design helpers when I got stuck Marge Burt, Barbara Wolf, Nancy Wesorick, and Jean Hanson, plus all of the many Springs residents who generously donated to the project.

Judy Bierman (not so young retiree now)

All 45 benches shown below. It would be hard to pick a favorite.







Judy, the creative artist at work!